

CARGO BAR | JACK BAR | DECKING BEAM |  
| PARTING WALL LOCK | SHORING BAR |



QINGDAO VENIT IMPORT AND EXPORT CO., LTD  
Tel: +86-532-80921252  
Fax: +86-532-80921252  
Wechat / WhatsApp: +86-18954297651  
Sales Manger: Jason E-mail: sales@qdvenit.com  
Website: WWW.QDVENIT.COM





## Elaboration

We not only produce good products, but also produce safety.




## Company Introduction

QINGDAO VENIT IMPORT AND EXPORT CO., LTD is a professional manufacturer in designing and manufacturing cargo control products. Our main products include Cargo Bar, Jack Bar, Cargo Lock Plank, Decking Beam, Shoring Bar, Track and Truck Accessories, etc.

The annual output is around 500,000 pieces with the support of powerful technical strength and advanced producing technology.

Our products have been exported to more than twenty countries and regions of Europe, America, Australia and South East Asia. Our company has established a long-term and steady business relationship with many foreign customers.

Company insists on the policy "Quality First, Customer Foremost, Sincerity-oriented, Professional and innovation", and warmly welcomes all old and new customers around the world for visiting, inspecting, business talking and cooperation to create a wonderful future together.




## CATALOGUE

COMPANY INTRODUCTION.....	03
CARGO BAR SERIES.....	05-09
JACK BAR SERIES.....	10-12
SHORING BAR.....	13-16
DECKING BEAM SERIES.....	17-19
PARTING WALL LOCK.....	20-21
ACCESSORIES.....	22-24
WINCH BAR SERIES.....	25-26





CARGO BAR SERIES




Steel Cargo Bar Standard,38mm Tube

Item No.	Dia(in)	Length(in)	Weight(kgs)	Foot Pads
SCB381	1.5"	46"-61"	3.7	2"x4" plastic
SCB382	1.5"	60"-75"	4.1	2"x4" plastic
SCB383	1.5"	82.5"-97.5"	4.9	2"x4" plastic
SCB384	1.5"	89"-104"	5.1	2"x4" plastic
SCB385	1.5"	92.5"-107.5"	5.35	2"x4" plastic
SCB386	1.5"	101"-116"	5.6	2"x4" plastic
SCB387	1.5"	103"-118"	5.7	2"x4" plastic



Steel Cargo Bar Standard,42mm Tube

Item No.	Dia(in)	Length(in)	Weight(kgs)	Foot Pads
SCB424	1.65"	89"-104"	5.45	2"x4" plastic
SCB425	1.65"	92.5"-107.5"	5.6	2"x4" plastic
SCB426	1.65"	101"-116"	5.9	2"x4" plastic



Steel Cargo Bar Standard,38mm Tube with Spring

Item No.	Dia(mm)	Length(mm)	Weight(kgs)	Foot Pads
SCB383B	38	2100-2470	5.1	2"x4" plastic
SCB384B	38	2260-2630	5.3	2"x4" plastic
SCB385B	38	2350-2720	5.4	2"x4" plastic
SCB386B	38	2565-2935	5.85	2"x4" plastic





**Steel Cargo Bar Standard, 42mm Tube with Spring**

Item No.	Dia(mm)	Length(mm)	Weight(kgs)	Foot Pads
SCB424B	42	2260-2630	5.5	2"x4" plastic
SCB425B	42	2350-2720	5.7	2"x4" plastic
SCB426B	42	2565-2935	6.2	2"x4" plastic



**Aluminum Cargo Bar Standard, 38mm Tube**

Item No.	Dia(in)	Length(in)	Weight(kgs)	Foot Pads
ACB381	1.5"	46"-61"	3.0	2"x4" plastic
ACB382	1.5"	60"-75"	3.3	2"x4" plastic
ACB383	1.5"	82.5"-97.5"	3.8	2"x4" plastic
ACB384	1.5"	89"-104"	3.9	2"x4" plastic
ACB385	1.5"	92.5"-107.5"	4.1	2"x4" plastic
ACB386	1.5"	101"-116"	4.2	2"x4" plastic
ACB387	1.5"	103"-118"	4.3	2"x4" plastic



**Aluminum Cargo Bar Standard, 42mm Tube**

Item No.	Dia(in)	Length(in)	Weight(kgs)	Foot Pads
ACB424	1.65"	89"-104"	4.05	2"x4" plastic
ACB425	1.65"	92.5"-107.5"	4.2	2"x4" plastic
ACB426	1.65"	101"-116"	4.5	2"x4" plastic



**Aluminum Cargo Bar Standard, 38mm Tube with Spring**

Item No.	Dia(mm)	Length(mm)	Weight(kgs)	Foot Pads
ACB383B	38	2100-2470	4.10	2"x4" plastic
ACB384B	38	2260-2630	4.25	2"x4" plastic
ACB385B	38	2350-2720	4.35	2"x4" plastic
ACB386B	38	2565-2935	4.50	2"x4" plastic



**Aluminum Cargo Bar Standard, 42mm Tube with Spring**


Item No.	Dia(mm)	Length(mm)	Weight(kgs)	Foot Pads
ACB423B	42	2100-2470	4.25	2"x4" plastic
ACB424B	42	2260-2630	4.40	2"x4" plastic
ACB425B	42	2350-2720	4.50	2"x4" plastic
ACB426B	42	2565-2935	4.65	2"x4" plastic
ACB427B	42	2620-3000	4.75	2"x4" plastic



**Aluminum Cargo Bar, Multi-Step with Spring**


Item No.	Dia(mm)	Length(mm)	Weight(kgs)	Foot Pads
ACB429B	42	2300-2960	4.8	2"x4" plastic





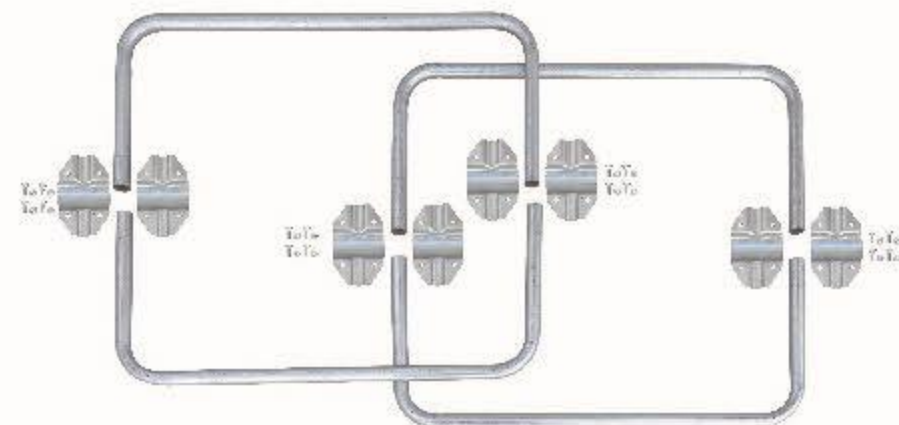
**Cargo Bar Welded Hoops**

Item No.	Size(in)	L(in)	Weight(kgs)
CBH001	1.5"	89"-104"	9.0



**Cargo Bar Bot-on-Hoops**

Item No.	Size(in)	L(in)	Weight(kgs)
CBH002	1.5"	89"-104"	10.7




**Cargo Bar Hoops Sets**

Item No.	Dia(mm)	Weight(kgs)
CB201	38	5.40
CB202	42	5.45
CB203	52	5.50

**JACK BAR SERIES**







**Standard Jack Bar**

Rack tube: 21" 24" 27" 29" 35" 38"  
long are available



**Jack Bar Insert Square Tube and Bolt on Foot Pads**

Item No.	Size(in)	Length(in)	Weight(kgs)
JB101S	1.5"x1.5"	86"-104"	6.4
JB102S	1.5"x1.5"	86"-107"	6.5
JB103S	1.5"x1.5"	86"-109"	6.6
JB104S	1.5"x1.5"	86"-115"	6.9




**Jack Bar Welded Square Tube and Bolt on Foot Pads**

Item No.	Size(in)	Length(in)	Weight(kgs)
JB201S	1.5"x1.5"	86"-104"	6.2
JB202S	1.5"x1.5"	86"-107"	6.3
JB203S	1.5"x1.5"	86"-109"	6.4
JB204S	1.5"x1.5"	86"-115"	6.7
JB205S	1.5"x1.5"	86"-119"	6.9



**Jack Bar Welded Round Tube and Bolt on Foot Pads**

Item No.	Dia(in)	Length(in)	Weight(kgs)
JB301R	1.65"	86"-104"	5.5
JB302R	1.65"	86"-107"	5.6
JB303R	1.65"	86"-109"	5.7
JB304R	1.65"	86"-115"	6.0



**Jack Bar Square Tube Welded Hoops**

Item No.	Size(in)	Length(in)	Weight(kgs)
JB501FH	1.5"x1.5"	89"-105"	10.5




**Jack Bar Round Tube Welded Hoops**

Item No.	Dia(in)	Length(in)	Weight(kgs)
JB401RH	1.65"	89"-105"	9.4



## SHORING BAR SERIES



## Square tube Jack Bar

Item No.	Side Length(mm)	L(mm)	Weight(kgs)
SJB601	35x35	1880-2852	7



## Steel Round Shoring Bar,38mm Tube

Item No.	Dia(in)	Length(in)	Weight(kgs)
SRB301	1.5"	79"-93"	5.2
SRB302	1.5"	87"-102"	5.5
SRB303	1.5"	91"-116"	6.0



## Aluminum Round Shoring Bar,42mm Tube

Item No.	Dia(in)	Length(in)	Weight(kgs)
ARB401	1.65"	62.8"-77.6"	3.3
ARB402	1.65"	63"-78.7"	3.5
ARB403	1.65"	80.7"-96.5"	3.6
ARB404	1.65"	90.4"-108.1"	4.3
ARB405	1.65"	93.9"-108.7"	4.6
ARB406	1.65"	94.9"-110.6"	4.9





### Steel Round Shoring Bar, 42mm Tube

Item No.	Dia(in)	Length(in)	Weight(kgs)
SRB401	1.65"	80"-100"	8.4
SRB402	1.65"	87"-102"	8.6
SRB403	1.65"	91"-105"	8.7
SRB404	1.65"	95"-107"	8.8
SRB405	1.65"	96.5"-100.5"	8.8
SRB406	1.65"	95"-109"	8.9
SRB407	1.65"	106"-120"	8.6
SRB408	1.65"	93.9"-97.2"	8.7
SRB409	1.65"	92"-96"	8.8
SRB410	1.65"	93.9"-108.7"	9.0
SRB411	1.65"	90.2"-108.1"	9.1
SRB412	1.65"	84"-112"	9.25
SRB413	1.65"	84.5"-100.5"	9.0
SRB414	1.65"	82.1"-97.8"	8.35
SRB415	1.65"	80.7"-96.5"	8.3
SRB416	1.65"	94.9"-110.6"	9.3
SRB417	1.65"	86.6"-108.2"	9.0



### Square Shoring Bar

Item No.	Profile(mm)	Length(mm)	Weight(kgs)
SB101	38x38(1.5"x1.5")steel	2006-2362	6.0
SB102	38x38(1.5"x1.5")steel	2234-2590	6.3
SB103	38x38(1.5"x1.5")steel	2311-2946	6.8



### Square Shoring Bar

Item No.	Profile(mm)	Length(mm)	Weight(kgs)
SB201	50x50(2"x2")steel	2210-2590	10.9
SB202	50x50(2"x2")steel	2295-2670	10.9
SB203	50x50(2"x2")steel	2320-2660	11.0
SB204	50x50(2"x2")steel	2345-2680	11.0
SB205	50x50(2"x2")steel	2413-2753	11.1



### Easy-use Round Shoring Bar

Item No.	Dia(in)	Length(in)	Weight(kgs)
SRB401G	1.65"steel	96"-100"	7.8
SRB402G	1.65"steel	113.5"-117.5"	9.1
SRB403G	1.65"steel	120"-124"	9.5
ARB404G	1.65"aluminum	96"-100"	2.7
ARB405G	1.65"aluminum	120"-124"	5.4



### Colorful Round Shoring Bar

Item No.	Dia(in)	Length(in)	Weight(kgs)
SRB401C	1.65"steel	96"-100"	7.8
SRB402C	1.65"steel	120"-124"	9.5
ARB403C	1.65"aluminum	96"-100"	2.7
ARB404C	1.65"aluminum	120"-124"	5.4



## DECKING BEAMS PARTING WALL LOCK



### Aluminum Decking Beam, Standard

Item No.	Length(in)	Weight(kgs)	Work Load Limit(lbs)
DB101	86"-97"	7.4	2000
DB102	91"-102"	7.75	2000
DB103	92"-103"	7.8	2000



### Aluminum Decking Beam, Heavy Duty

Item No.	Length(in)	Weight(kgs)	Work Load Limit(lbs)
DB101H	86"-97"	8.4	3000
DB102H	91"-102"	8.85	3000
DB103H	92"-103"	8.9	3000



### Steel Decking Beam

Item No.	Length(in)	Weight(kgs)	Work Load Limit(lbs)
DB101S	86"-97"	11.1	3000
DB102S	91"-102"	11.7	3000
DB103S	92"-103"	11.8	3000





**Aluminum Decking Beam**

Item No.	Length(mm)	Weight(kgs)	Work Load Limit(lbs)
DB301	2434-2744	8.1	2000



**Aluminum Decking Beam**

Item No.	Length(mm)	Weight(kgs)	Work Load Limit(lbs)
DB302	2437-2737	8.1	2000



**Decking Beam Head**

Item No.	Specification(mm)	Weight(kgs)	Thickness(mm)
DB201/2.5	317x72.5x55.5	1.45	2.5
DB201/3.0	317x72.5x55.5	1.7	3.0



**Parting Wall Lock**

Item No.	Length(mm)	Weight(kgs)	Outer Tube Size(mm)
PWL01	2400-2700	10	125x30



**Parting Wall Lock**

Item No.	Length(mm)	Weight(kgs)	Outer Tube Size(mm)
PWL03	2400-2700	7.8	120x30



**Parting Wall Lock**

Item No.	Length(mm)	Weight(kgs)	Outer Tube Size(mm)
PWL04	2400-2700	7.4	124x30



**Steel Tube Cargo Lock Plank**

Item No.	Length(mm)	Weight(kgs)	Outer Tube Size(mm)
PWL201	1960-2910	6.9	40x40





**Parting Wall Lock**

Item No.	Length(mm)	Weight(kgs)	Outer Tube Size(mm)
PWL05	2480	9.2	120x30



**Ratchet Cargo Bar**

Item No.	Length(in)	Weight(kgs)	Outer Tube Size(mm)
CB-601	40"-70"	2.1	26



**Parting Wall Lock Fitting**

Item No.	Weight(kgs)
PWL02	1.7



**Fitting Cap**

Item No.	Weight(kgs)
PWL06	0.05




**Plastic Corner Protector**

Item No.	Weight(kgs)
CB401	0.06



**Plastic Corner Protector**

Item No.	Size(in)	Weight(kgs)
CB402	6"x4"	0.5



**Steel Corner Protector**

Item No.	Size(in)	Weight(kgs)
CB403	6"x4"	0.5




**Steel Corner Protector**

Item No.	Size(in)	Weight(kgs)
CB404	6"x4"	0.5



## WINCH BAR SERIES



## Chrome Standard Winch Bar

Item No.	Length(in)	Weight(kgs)
CB501	35	2.35



## Chrome Combination Winch Bar

Item No.	Length(in)	Weight(kgs)
CB502	32	2.7



## Chrome Combination Winch Bar-Box End

Item No.	Length(in)	Weight(kgs)
CB504	40	2.9



## Black Painted Standard Winch Bar

Item No.	Length(in)	Weight(kgs)
CB505	35	2.35